



**January-February 2021**



THE MAGAZINE OF THE  
CANINE OBEDIENCE CLUB  
OF TOWNSVILLE INC

**COMPANION DOG MAGAZINE**

# Contents

Office Bearers and Committee Members .....	ii
Presidents' Report .....	1
Registration or Membership? .....	2
Just Briefly .....	3
What's Happenin'?? .....	5
2021 Introduction to Tracking Workshop .....	6
2021 Tricks Workshop .....	7
FNQ-NQ Monsoon Trough Cat 3 Flexible Funding Grant – Shelter Shed Replacement .....	8
Training Report and Upgrades .....	9
2020 Christmas Function / Title & Perpetual Trophy Presentation / Christmas Hamper Raffle .....	13
Storm – My Mouth Gets Me in Trouble .....	23
Thank You .....	24
2020 Summer Holiday Photos .....	25
Wet Weather Training .....	26
How We Can Confuse Our Dogs .....	27
Parvovirus .....	28
Tips on Surviving Summer with Dogs .....	30
Doggone – It's Summer .....	32
Healthy Dog Treats for Valentine's Day .....	33
Book Reviews .....	34
2021 COCT Inc Trial Calendar .....	35
Back Page Funnies .....	38



## 2020-2021 OFFICE BEARERS AND COMMITTEE MEMBERS

PO Box 991, Aitkenvale QLD 4814  
Heatley Park, Fulham Road, Heatley

Patron: Councilor Kurt Rehbein

### OFFICE BEARERS

* President	Rod (Snow) Standen		<a href="mailto:maroontoad@yahoo.com">maroontoad@yahoo.com</a>
* Vice-President	Judy Forbes-Faulkner	4772 5982	<a href="mailto:judyforf@bigpond.net.au">judyforf@bigpond.net.au</a>
* Secretary	Janette Cussons	0417 614 261	
* Treasurer	Renate Linder	4728 4172	<a href="mailto:bshounds@bigpond.com">bshounds@bigpond.com</a>
Trial Secretary	Judy Forbes-Faulkner	4772 5982	<a href="mailto:judyforf@bigpond.net.au">judyforf@bigpond.net.au</a>
Asst. Trial Secretary	Lisa Cassidy	0428 250 866	<a href="mailto:yarts@westnet.com.au">yarts@westnet.com.au</a>
* Tracking Coordinator	Janette Cussons	0417 614 261	<a href="mailto:jcussons2@bigpond.com">jcussons2@bigpond.com</a>
Asst Tracking Coordinator			
Track & Search Coordinator	Debbie Schmidt	0417 708 961	<a href="mailto:debnsheba2@hotmail.com">debnsheba2@hotmail.com</a>
Asst Track & Search Co-ord			
Sports Dog Co-ordinator	Debbie Schmidt	0417 708 961	<a href="mailto:debnsheba2@hotmail.com">debnsheba2@hotmail.com</a>
Training Coordinator	Deb Fazel	0419 292 380	<a href="mailto:Deb4dogs@outlook.com">Deb4dogs@outlook.com</a>
Training Coordinator Asst	Vacant		
Magazine Editor	Diane MacIntyre	4773 3887	<a href="mailto:dandr11@aapt.net.au">dandr11@aapt.net.au</a>
Catering Officer	Everyone		
Trophy Officer	Diane MacIntyre	4773 3887	<a href="mailto:dandr11@aapt.net.au">dandr11@aapt.net.au</a>
Records Officer	Judy Forbes-Faulkner	4772 5982	<a href="mailto:judyforf@bigpond.net.au">judyforf@bigpond.net.au</a>
Publicity and Demo Officer	Diane MacIntyre	4773 3887	<a href="mailto:dandr11@aapt.net.au">dandr11@aapt.net.au</a>
Property Officer	Renate Linder	4728 4172	<a href="mailto:bshounds@bigpond.com">bshounds@bigpond.com</a>
<b>Executive Committee</b>	Debbie Schmidt	0417 708 961	<a href="mailto:debnsheba2@hotmail.com">debnsheba2@hotmail.com</a>
<b>Members</b>	Leisa Cassidy	0428 250 866	<a href="mailto:yarts@westnet.com.au">yarts@westnet.com.au</a>
Plus positions above	Lisa Sinclair		<a href="mailto:jamessinclair2@bigpond.com">jamessinclair2@bigpond.com</a>
marked with *	Julie Doig	0400 636 255	<a href="mailto:julie_doig@hotmail.com">julie_doig@hotmail.com</a>
	Deb Fazel	0419 292 380	<a href="mailto:Deb4dogs@outlook.com">Deb4dogs@outlook.com</a>
	Julie Combridge		

### COCT INC LIFE MEMBERS

Mrs D. Dobson (deceased) 1973	Mrs C. Woodward 1985	Mrs C O'Shea (active) 2006
Miss A Dobson (PH.D) 1973	Mrs E.K. Greenwood 1988	Ms D MacIntyre (active) 2007
Mrs. A. Tunstal 1976	Mr D.R. Greenwood 1989	Mr .M Holland (deceased) 2008
Mr E. Morris (deceased) 1982	Mrs H. Taylor 1994	Ms J Forbes-Faulkner (active) 2010
Dr R. Taylor (deceased) 1982	Mr R. Woodward 1996	Ms R Linder (active) 2011
Mr P. Litster 1983	Mrs A. Annesley 1999	Ms L Ashworth 2012
Mrs V. Litster 1985	Mrs S.M. Fielder 2004	Ms J Cussons (active) 2017

**The views expressed in this newsletter are not necessarily those of the Editor  
or Committee Members of the COCT Inc.**

All Office bearers, committee members and instructors of the Canine Obedience Club of Townsville Inc. are unpaid volunteers who give freely of their time in an effort to help you to train and trial your dogs.

General monthly meetings held first Monday of the month February to December at 7.30pm

Annual General Meeting held first Monday in August

Executive Committee meetings held as called by Secretary

**Club Web Site:** [www.coct.com.au](http://www.coct.com.au)



Canine Obedience Club of Townsville Inc



## Canine Obedience Club Townsville Inc

### President's Report

Welcome to 2021 fellow Club Members, I hope you all had a Happy Christmas and a safe and prosperous New Year.

To wrap up 2020 is a bit of a mental exercise. For the Club, it started and finished well, but with a great big hole in the middle. For each of you, your individual experiences will differ quite greatly but I hope that there were at least some high points there for each of you.

Our coming year is in the lap of a certain bug, our scientists, and heavily reliant on our fellow Australians following enough rules and often enough that we don't get locked down again. I fervently hope that we can get away with it. I am a little worried after watching the patrons at Sea World yesterday. There were very few of them practicing any form of the distancing measures at all and were quite happy to jam themselves into whatever queue or bench seat that they wanted to be at or on.

As for our activities for 2021, there is an Introduction to Tracking Workshop and a Trick Dog Workshop that should be of great interest. We will also have our new shelter shed built which will protect us from the elements, while also giving us a defined area for multi-use activities. And very importantly, your hard-working Committee have done the work to ensure that we comply with State and CCC Dogs Queensland COVID rules in order to run our pet dog training classes and various trial competitions.

Please find time to volunteer yourselves to assist with our COVID responsibilities. We need people who are willing to assist with COVID officer work at our trials. If we can have a pool of people who are each willing to give just a night or two each during the course of the year, to solely scrutinise the COVID requirements of an event, we will have a successful year. If you volunteer, I will personally shout you a meal for that night.

I hope that you have all had a great Christmas and that Santa brought you something very nice each. It's been an honour for me to be a member of a club that has done so well under exceptional circumstances. To be part of a group of people who put in just as much effort into their club as they do with their best friends is special to me and I thank you one and all for giving me that gift.

Here's to a fantastic New Year and I can't wait to get back into it with you.

Yours in all good things Dog.

**Snow Standen**  
**President**

# CLUB MEMBERSHIP

Your Club Membership allows you to not only attend weekly classes, but to also participate in activities and competitions. Non-members are always welcomed at our Monthly Meetings but you need to be a financial member in order to vote on decisions affecting the Club.

- 🐾 Receive emails on upcoming club activities eg Obedience, Rally Obedience and Tracking Workshops
- 🐾 Attend our Monthly General Meetings held the first Monday of each month (except January), and are entitled to vote.
- 🐾 Receive notification via email of Annual General Meeting held in August
- 🐾 Nominate for a Position as either Office Bearer or as part of the Executive Committee (see inside page of magazine for Positions). You need to be a financial member of the Club for a minimum of three months before nominating for a position.
- 🐾 Eligible for annual Title and Perpetual Trophies if competing in trials.

Membership are due for renewal by 30 June each year to continue training and attend club events. Lapsed members will have their names removed from the Club's email list and until renewed can no longer attend classes.

All members are welcome to come along to Obedience, Agility and Tracking Trials to observe or offer assistance with setting up, Stewarding and help in the kitchen. It's a great introduction to the world of trialling and getting to know us better!

.....

*Don't make the mistake of treating your dogs like humans,  
or they'll treat you like dogs*

## *Just Briefly ....*

**Club T-Shirts are available from the Club Shoppe** on Tuesday night. They are made from a durable cotton material, great for wearing to training, at trials to fly the Club's colours, and will last forever!

Cost - \$46.

Also available at very reasonable prices are cloth webbing leads, martingale collars, long leads, and treat bags



**Keep up to date with the rules for**  
Obedience, Rally-O,  
Agility, Endurance and  
Tracking

as issued by the ANKC.

They are free to download from their website  
<http://www.ankc.org.au/Rules.aspx>

**Have you enjoyed your classes, love dogs, and would like to help others train theirs?**  
The club has openings for several Trainee Instructors.

The minimum requirement is that you have completed basic training and have had some trialling experience, or have been an Instructor in another club.

You will be paired with an experienced instructor who will take you through week by week theory and practical on how to teach handlers to train their dogs.

All instructors are volunteers who started off just like you – taking a dog through classes, graduating into Class 4, and then becoming interested in the training program.

To find out more ask to talk to Deb Fazel, our Training Co-ordinator.

**Back issues of the magazine**  
can be downloaded from  
our website [www.coct.com.au](http://www.coct.com.au)  
Catch up on articles  
you may have missed on trials,  
behaviour, training and  
feature stories.





## Calling all Graduates !!

Handlers who have graduated from the Advanced Class are welcome to continue their training in the Pre-Trialling Class from 8.00-9.00pm on Tuesday night.

This Class is less structured than the ones you have previously completed, but can be used to start learning new obedience exercises like heel off lead, change of position, broad jump, and retrieving the dumb bell or just keep skills up to date.

It is a great way to keep your dog active, socialised, and mentally stimulated.

Feel free to let your Instructor know what you would like to learn on the night as classes are quite flexible.

**Thursday night training is free** and open for all Advanced and Class 4 handlers who are interested in learning more about competing in both obedience trials and Rally O trials. All handlers wishing to come along and take advantage of this extra free practice time must be available to assist with the set up or pack up of the various courses and also must be willing to assist as stewards in the Obedience rings or assist with the set up, stewarding or pack up of the Rally O courses. We also request handlers bring crates or some other method of restraining their dogs while they assist.

Thursday night set up normally commences between 5:30 pm and 6 pm and the training is normally completed by about 8 pm depending on the numbers wishing to train. We would also like to advise handlers that this free session is also utilised by instructors to train their dogs.

## Frisbee Training !!

Second Monday of the month at 6:30pm with sign in at 6:15pm.

Financial COCT Members or Registered Handlers can have a trial night for just a \$5 training fee.

To continue you will need to become a TOADS member. Dog sport approved discs for sale on any training night at club house.



## HOW DO I GET INVOLVED WITH COMPETITIONS ??

All dogs regardless of breed can compete in obedience, agility, tracking and endurance, but first you need to join Dogs Queensland (CCCQ). There is a joining fee plus annual fee to pay for either single or joint membership.

### PEDIGREE DOGS WITH PAPERS

Download the Application Form for New Membership 2017 from the Dogs Queensland website <http://www.cccq.org.au/New-Member-Information.aspx>.

### CROSS BREED AND NON-PEDIGREE DOGS

Download and complete the above form for New Membership PLUS the Associate Register Form <http://www.cccq.org.au/Member-Forms.aspx> – scroll down to Registrations and select Associate Register (AR). Up to two (2) dogs may be registered to a membership with the initial registration, with any subsequent registrations to the membership, to be dogs eligible for registration on the General or Limited Registers. Members who subsequently wish to register extra dogs that have been acquired under special circumstances or from a registered welfare organisation may apply for dispensation to do so. All applications for registration are to be accompanied by a certificate of de-sexing from a veterinarian.

# WHAT'S HAPPENIN'?

## MONTHLY MEETINGS

**NEXT MEETING MONDAY MONDAY 1 FEBRUARY 2021 & MONDAY 1 MARCH 2021.** Meetings are held the first Monday of each month (excluding January) at 7.30pm at the Clubhouse at Heatley Park. Everyone is welcome to attend if you would like to contribute, offer help or just find out more of what goes on in the running of your Club. We would love to see you there! If you would like to help in any way, no matter how small, it is all appreciated, and is a great way to learn more about your Club and meet new friends.

## THURSDAY NIGHT OBEDIENCE TRAINING – LIMITED TO 20 PEOPLE

General Obedience and Rally-O practice is held each Thursday evening (weather permitting) from 6.30pm for Advanced and Class 4 Members at no additional charge. To make the night all the more enjoyable everyone is expected to help assist in the set up or packing up of equipment.

## TRICK DOG TRAINING

Wanting something different to do with your four legged mate? The ANKC has officially mandated Trick Dog Trials into it's suite of events and brings an additional level of fun to compliment Rally and Agility. There are all sorts of props used for many of the tricks – jumps, cones, platform (*pictured right*), mats, poles etc. Our Club has commenced Trick Dog classes on Sunday afternoons from 5.00pm (or later as the weather heats up). Cost is \$5.00 per class, and you need to be a financial member of the Club to attend. Newcomers must contact Secretary Janette Cussons on [secretary@coct.com.au](mailto:secretary@coct.com.au) for further information and before attending for the first time.



## 2021 OBEDIENCE, AGILITY and TRACKING TRIALS

The 2021 Trial Schedule can be viewed at the back of the magazine. All trials will be run according to the Club's COVID-19 plan and all attendees are obliged to abide by those rules. Our first trial is a double Track and Search trial in March held throughout the streets of Annandale and Aitkenvale. That is followed by a triple Obedience, Rally, Agility and Tricks trial over Easter. Let's hope 2021 is better than 2020!



# Introduction to Tracking Workshop 2021

(for new handlers only – ie have not trialled in tracking previously)

**NOTE : PENDING DOGS QUEENSLAND APPROVAL OF THE SUBMITTED COVID-19 PLAN**



## The Introduction to Tracking:

- 🐾 What is tracking / track and search?
- 🐾 What to you need?
- 🐾 How to get started in tracking – some theory.
- 🐾 Practical sessions – you and your dog...
- 🐾 And much more.

## When:

5th (Friday night) February 2021 from 6.30 to 8.30pm  
6th (Saturday) and 7th (Sunday) February 2021 –

- Saturday Morning: Practical session.
- Saturday Afternoon: Practical session.
- Sunday Morning: practical session.

## Where:

Friday night - COCT Clubhouse Heatley Park. NO DOGS  
Following sessions: Commencing 6am Saturday.  
Alice River / Rupertswood.  
Revision session – date TBA

*Address provided Friday night.*



## Cost:

\$40.00 per person/dog – COCT members.

\$70.00 per person/dog – *Non COCT members, includes COCT club membership (\$30.00) **Mandatory Dogs Queensland COVID-19 plan requirement for Affiliate training events.***

**EXPRESSIONS OF INTEREST WELCOME BUT NO  
REGISTRATION OR PAYMENT UNTIL COVID-19  
APPROVALS RECEIVED.**



## Contact Details:

Enquiries/Registration First Contact:

Debbie Schmidt Track and Search Coordinator.

Email: [debnsheba2@hotmail.com](mailto:debnsheba2@hotmail.com)

cc

Janette Cussons – COCT Tracking Coordinator.

Email: [jcussons2@bigpond.com](mailto:jcussons2@bigpond.com) (1<sup>st</sup> contact point)

Phone: 0417614261 (NB: Text only during BH)





# COCT Tricks Workshop..

28<sup>th</sup>, 29<sup>th</sup> 30<sup>th</sup> May 2021 (TBC)



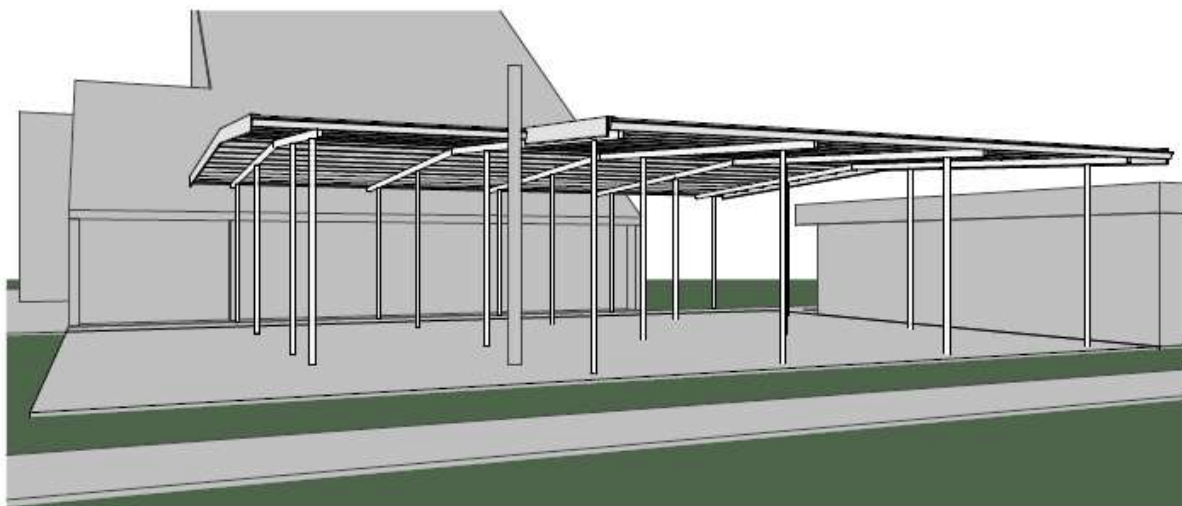
.....Watch this space for further details as they become available.....

## FNQ-NQ Monsoon Trough Cat 3 Flexible Funding Grant – Shelter Shed Replacement Update, December 2020

As members are aware, early last year the club applied through the Community Development Recovery Programme for funding to upgrade/replace our existing covered shelter bringing it up to current cyclone standards & increasing our undercover area (concept drawing below) & in June were notified that we were successful in obtaining a grant through Community Development Program jointly funded by the Australian Federal & Queensland State Government FNQ-NQ Monsoon Flexible Funding R2 scheme for infrastructure improvements.

While we were hoping that construction might start prior to Christmas 2020, there is much behind the scenes documentation including plan submission/building approvals etc required prior to turning of the first sod. Final plans etc have been submitted to Certifiers for Building Approval, construction materials ordered & although waiting on confirmation from our builder KJ Steel, who like much of the construction industry are still on Christmas leave, we are still hopeful of a start on site prior to the end of January BA & weather permitting.

Further updates on construction programme & site access changes to be advised as available.....



This project is jointly funded under the Commonwealth/State Disaster Recovery Funding Arrangements 2018.  
***‘Although funding for this product has been provided by both the Australian and Queensland Governments, the material contained herein does not necessarily represent the views of either Government’.***





## TRAINING CO-ORDINATOR REPORT

Hi everyone,

Thanks so much to all of our dog and handler teams and volunteer Instructors for making our second and final intake for 2020 so enjoyable.

This year's final intake was very different to those of previous years as we weren't able to all join in together and have the normal fun with Christmas games and festive celebrations. However, we did still manage to have some COVID safe Christmas cheer (please see pics below) with games and competitions in our individual classes.


And there were LOTS of classes! Five Beginners classes, taking up most of the field, along with one very large Intermediate class and one Advanced class. Congratulations to all Teams who successfully upgraded to the next level. We hope to see you all again for more training in 2021.

Those Teams not upgraded this time around, congratulations to you all as well. You completed the course, learnt heaps, and hopefully will keep practicing over the break and will see us again in 2021. Remember some dogs just take a bit more time to get over the line. I haven't met a single Team who kept trying and who didn't succeed.





If for some reason you cannot join us again, we hope you will continue to use the information you have received from our wonderful Instructors.

All of our classes are available because we have remarkable, enthusiastic and dedicated Instructors. And we would love to welcome some more wonderful Instructors to join us. If you think you might be keen to become an Instructor with the Club PLEASE let me know. I would love to hear from you.

Until the next time....Deb Fazel, your Training Coordinator.







## PET DOG TRAINING UPGRADES

### INTAKE 2, 2020

#### BEGINNERS

Handler Name	Dog's Name	Breed
Kerry Bogie	Rocky	Labrador
Haley Bragg	Henry	Groodle
Mireille Cassels	Pepe	German Shepherd Dog
Hannah Christie	Trooper	Bull Arab X
Abigale Fairbanks	Bruno	Kelpie
John Graham	Aussie	Miniature Nth American Shepherd
Lindsay & Heather Groat	Jaxx	Jack Russel
Judy Hannaford	Shiloh	Mini Dachshund
Fiona & Anthony Higgins	Duke	Cavochon
Lisa & Mario Hullick	Ava	Boxer X
Matt Jarrett	Dipstick	American Bulldog X
Camilla Jorgensen	Roxy	Cavoodle
Joslyn Knowles	Ned	Kelpie X
Paul Matarazzo	Shadow	Ridgeback x
Bridgett Matthews	Kenzie	Golden Retriever
Anne Murray	Zeus	German Shepherd Dog
Peter and Monica Nilson	Nova	Belgian Shepherd
Fiona Parkinson	Horace	Carne Corso
Jessika Parry	Raven	German Shepherd Dog
Sunnie Roberts	Charlie	Border Collie
Tanya Rogers	Lucky	Cavoodle
Tracey Royes	George	Rottie X
Clayton Sharp	Bane	German Shepherd Dog
Maria Smith	Rosie	Wolfhound X Catahoula X Bull Arab
Donna Walters	Sky	Border Collie
Helen & Robert Webber	Lucy	Golden Retriever
Ian Weller & Jill Roberts	Coco	Cavoodle
Lisa Young	Bobby	Staffie X Hungarian Vizsla



## PET DOG TRAINING UPGRADES

### INTAKE 2, 2020

#### INTERMEDIATE

Handler Name	Dog's Name	Breed
Amy Combers	Galu	Cattle X
Tessa Mackie	Lenny	Jack Russel X Kelpie
Sue O'Farrel	Teddy	Border Collie
Jeff & Sue Sampson	Faith	Weimaraner
Matthew Sullivan	Beau	Border Collie

#### ADVANCED

### GRADUATE – CONGRATULATIONS!

Stephen Broomham	Poppy	German Shepherd Dog X
------------------	-------	-----------------------

## CANINE OBEDIENCE CLUB OF TOWNSVILLE Inc 2020 CHRISTMAS BREAKUP AND PRESENTATIONS

With COVID-19 cancelling all but three trials in 2020 we didn't think we would have any presentations at all, but those three trials were just enough to give some of our members Titles in Obedience, Rally, and Track and Search. And so it was decided we would still have our annual Christmas dinner and Trophy Title presentation night, albeit at much reduced numbers due to no agility, jumper or tracking trials.

Around 24 people attended the Christmas function and trophy presentation at the Kirwan Sports Centre on Saturday 5 December 2020 to enjoy good food, company, and congratulate those who won Title and Perpetual Trophies. The Tavern put on a lovely meal of roast pork with crackling, gravy & apple, baked spuds, steamed veg, a mild curry, honey sesame chicken and various pasta & fresh salads followed by some scrumptious deserts of pavlova and assorted cheese cakes. No one was left hungry after that feast!

President Snow Standen was the compere for the night, who awarded the Perpetual Trophies. We had the pleasure of welcoming Club Patron Councillor Kurt Rehbein on the night, and he awarded the Title Trophies. The year was topped with the Club's first Track and Search Grand Champion. Well done to these teams for all the hard work in training, practice and competing to gain Titles and Championships. The dogs, of course, just had fun!

A tip for keeping those Title Trophy glasses sparkling clean – wash as per normal in warm soapy water but add a couple of drops of Reckitt's Blu to the rinse water (yes, this golden-oldie product is still around!). Can be used on anything made of glass or crystal for an amazing sparkle, but wouldn't recommend using if you are going to drink from them. Blu can be found in the supermarket laundry aisle and one bottle will last many years.

Guest speaker Debbie Schmidt gave a wonderful presentation and talk on owning four German Shepherds over the last several years, how she learned different things from each one. Sheba, Kenzie, Furi all played a role becoming involved in Tracking, then Track and Search and how that cumulated in two Tracking Champions (Kenzie and Furi), a Track and Search Champion, and Track and Search Grand Champion, both with Furi. Now it is young Storm's turn, and we are all looking forward to their progression.



Four teams pitted their wits against each other in our Annual Trivia Quiz competition with a mix of Christmas, dog, and general knowledge questions. It was a great bit of fun and banter and to use our brains to find an answer rather than Google!







## CHRISTMAS HAMPER RAFFLE WINNERS



Thank you everyone who so generously donated items for our Christmas Hamper Raffles, we ended up with enough items to fill three hampers of all sorts of Christmas goodies for both the humans and dogs – wine, bikkies, chocs and assorted nibbles; Christmas Cakes and Plum Pudding; general household items, dog treats & toys which was absolutely wonderful, thank you all again.

The winners were (L-R below) Helen, Snow Standen, Debbie Schmidt and Dawn Holland

Congratulations everyone, I'm sure you and your dogs have tucked into all those goodies by now!



## CANINE OBEDIENCE CLUB OF TOWNSVILLE INC Perpetual Trophies 2020

### OBEDIENCE

#### OPEN

##### **BEING POLIDO MEMORIAL: Donated by Mrs. Pat Cecil**

The trophy will be awarded to a Townsville dog with the highest aggregate points in Open over both days in the August double trial.

Linda unable to attend

**Won by** Linda King and D'Arcy  
**Scores** 65 + 110 Total 175

#### NOVICE

##### **TOP NOVICE DOG :**

##### **Donated by Townsville Veterinary Clinic**

The trophy will be awarded to the Townsville dog scoring the three highest aggregate qualifying scores in Novice. In the event of there not being three qualifying scores, the two highest scores will count.

**Won by** Lucille Robinson and Chilli  
**Scores** 192, 179, 176 Total 547



#### COMMUNITY COMPANION DOG

##### **SUNNY MEMORIAL PERPETUAL TROPHY :**

##### **Donated by Louise Ashworth**

To be awarded to the Townsville dog scoring the three highest aggregate qualifying scores in CCD.

**Won by** Julie Doig and Gus  
**Score** 93, 99, 94 Total 286



## **OTHER OBEDIENCE TROPHIES**

### **GYPSY INSPIRATIONAL : Donated by Judy Campbell**

The trophy will be awarded to the highest scoring Townsville German Shepherd Dog at any trial. In the case of a tied score the trophy will be shared. Open scores no longer count once a dog has been entered in a UD trial or sweepstakes or has had its' Open Title for more than twelve months.

**Won by Cathy O'Shea and Dante**

**Score 161**

Cathy unable to attend

## **RALLY OBEDIENCE**

### **RALLY-O NOVICE**

#### **TAMMY MEMORIAL PERPETUAL TROPHY**

**Donated by Judy Forbes-Faulkner**

To be awarded to new handlers only (ie have not competed in any trials other than CCD or Novice Rally O) with the highest scoring Townsville dog in Novice Rally O at any trial. In the case of a tied score the trophy will be shared.

**Won by Peter Alexander and Odin**

**Score 94**

Peter unable to attend

### **RALLY-O ADVANCE**

#### **PAT CECIL PELORUS BORDER COLLIES TROPHY**

**Donated by Pat Cecil**

To be awarded to the person with the highest score in Rally O Advance at COCT Trials only. In the event of a tie the winner to be determined on a count back. If there is still a tie the trophy to be shared.

**Won by Julie Combridge and Tara**

**Score 90**





## TRICKS

### DIXI TRICK STARTERS TROPHY

**Donated by Renate Linder**

To be awarded to the Townsville Dog with the highest aggregate qualifying scores to attain their title Trick Dog Starters. If the score is tied the trophy is to be awarded to the dog that achieved it first.

**Won by Julie Doig and Gus**

**Points 174.5**



## TRACK AND SEARCH

### MARGARET IVE MEMORIAL TRACK AND SEARCH

**Donated by Sister Jeannie Johnston**

To be awarded to the best Track and Search dog for the year. This is assessed on the following point score

Track	Pass	Good	Very Good	Excellent
TSD1	2	3	4	5
TSD2	7	9	11	13
TSD3	15	17	19	21
TSD4	23	25	27	29
TSD5	35	39	44	48
TSD6	50	55	60	65
TSD7	55	60	65	70
TSD8	60	65	70	75
TSD9	70	75	80	85
TSD10	75	80	85	90

In the case of a tied score the dog with the least attempts at the relevant track or tracks shall win.

**Won by Debbie Schmidt and Furi**

**Points TSD10 – Judged Excellent for 90 points**



# CANINE OBEDIENCE CLUB OF TOWNSVILLE INC

## Title Trophies 2020

### OBEDIENCE

#### Community Companion Dog (CCD)



Julie Doig and Gus

### NOVICE (CD)



Lucille Robinson and Chilli



Joy Tomes and Chewie

## RALLY

### ADVANCED



Julie Combridge and Tara

### NOVICE



Snow and Midge

## TRICKS STARTER



Renate Linder and Dixi



Julie Doig and Gus



## **TRACK AND SEARCH**

### **TRACK & SEARCH DOG**



Julie Combridge and Tara

## TOWNSVILLE'S FIRST TRACK AND SEARCH GRAND CHAMPION

Debbie Schmidt and Furi  
T Ch TS Grand Ch Monsimbee They Call Me Furi RN

Trophy being awarded to Debbie by Dawn Holland



*Congratulations*

## Storm - My Mouth Gets Me in Trouble...

Storm here, thought I would let you know what I have been doing for the last couple of months.

I decided my human needed a bit of a refresher on puppies so I sent her off to complete an online puppy school course. I saw a need for some refresher work on puppy behaviours – bad move on my part. I'm now having to learn my manners. I think you heard I like to bite my big sister but I don't bite my human. So, what's the deal I ask. I am teething and my mouth hurts and I like chewing and putting things in my mouth – nothing is safe. Gave my hum an a heart attack I think when I was running around the yard chasing Furi with a steak knife in my mouth. We won't talk about the time I knocked a glass over and picked the broken glass up in my mouth – that was a real bad thing to do... I lost a front tooth different time and the tooth fairy didn't come – didn't come when I lost a baby canine tooth either. It's just not fair. Doesn't the tooth fairy visit puppies?

I had to visit the vet for another needle boy did he have some good treats. I kept wanting more – did ok by looking cute – aren't I clever. I didn't think I needed a needle but the vet and my human said it was super important so I didn't get this thing called parvo virus - must be really bad because the day I was supposed to get my needle they wouldn't let me come in because they had a real sick puppy with parvo virus so I had to wait until a different day to get my needle. I don't want to get sick. Not that I know about the internet but there are some good sites (what are sites???) on there that will tell you about parvo virus – think people should check up on these things.

Since I last talked to you, I started my super pup's development class. I had a lot of fun. There were obstacles to go in and under and over and a ball pit – I liked the ball pit; the bottle curtain was pretty cool as well. There was serious stuff as well, learning to sit and stay and walk nicely. And and and we did this thing where there was food on the ground and all the puppies got to get some – we were all very polite and ate some and then came back to our own humans... it was a bit like learning to track – I might talk about tracking next time??? What do you think??

Did I tell you I meet a pretty ballerina girl? She was wearing this thing called a dress and she twirled around with it. I did a naughty little bark when I first saw her cause I hadn't seen a ballerina girl before – she was a tiny human. I learnt tiny humans and puppies can play together but a big human must be in charge so we all stay safe. Do you know the ballerina girl learnt how to hold her hand out flat to give me treats? That was awesome because she kept giving me treats until the bowl was empty. Storm's tummy was very happy.

Apparently it's real good I learnt to go outside when I need to pee and do that other thing. Talking about that I ate a plastic bag with mince in it (really, I stole Furi's dinner) lucky for me it came out in my poo (the plastic bag that is). My mouth just keeps getting me into trouble. I couldn't tell my human what I ate but I kept vomiting every time I ate or drank so off to the vet for a check-up. She said I seem ok but I had to have a needle to stop vomiting. The needle stung real bad but I did get to eat boiled chicken and rice.

Do you know what I saw? - well really; I heard a cat in the vet – it was in a crate so I really didn't see it. So, I don't think this is called meeting a cat so I still need to meet a cat.

That's it from me till next time.

Another thing – hope you all had a Merry Christmas and a Happy New Year.

**Storm**





## Thank You.

Furi and I have had an awesome journey from her first track out in the paddock in April 2016 as a 10-month-old pup to her final track and search track as a 5 ½ year old girl in October 2020.

During this time, we competed in 10 tracks out in the paddock for the required 8 successes to achieve her Tracking Champion. Furi started tracking in the days you needed to have your Tracking Champion before you could complete in Track and Search. Our success rate for track and search was a little less impressive. Hitting the streets was a little daunting and 3 attempts needed to achieve the TSD5 (the first street track) and a handler who bummed Furis first attempt at each of her 3-night tracks – maybe I wanted her to track in the dark 6 times rather than 3. So, 12 attempts for Track and Search Champion in all 15 attempts for 10 successes to achieve her Track and Search Grand Champion title.

Tracking and Track and Search are dog sports where you can do so much on your own but you can't do it all.... So this is a Big big thank you to all who over the years have helped Furi and Myself and Kenzie before achieve so greatly out in both the tracking paddock and the streets and parks of track and search. To name people is to forget some so rather than forgetting any this is a thank you to all – the tracking tragics, the judges both tracking and track and search, the COCT club members who over the years have helped set tracks, be track layers, stewards and much more. To the members of clubs in Cairns, Mackay and Rockhampton where I have also tracked. To all who have helped me in any way on my tracking journey. To those who have answered my many questions tracking or pointed me in a direction to find the answers - thank you.

I wasn't going to name any names but it would be very remiss of me not to name my tracking mentor Mal Holland the person who not only helped, encouraged, kicked my butt when that was needed more than the need for words of encouragement..... on my tracking journey but also convinced me to train for both my Tracking and Track and Search Judge's Licence. Mal I still got questions I need answers to .....

Thank you all,  
Debbie, and Furi.



## SUMMER HOLIDAY PHOTOS



Debbie Schmidt sent in photos of her German Shepherd Dogs Furi (*left*) and Storm (*right*) dressed up in their Christmas bling.



Coffee Crème waiting for Santa beside the tree. She must have been good as she received a new toy! Pics sent in by Lisa Sinclair.



### WET WEATHER TRAINING

There is the old saying 'only mad dogs and Englishmen go out in the midday sun', but perhaps that can be tweaked to 'only mad dogs and COCT handlers go out in the pouring rain!' 100% dedication ladies with your obedience practice on Tuesday night when the heavens opened up in Townsville!



## HOW WE CAN CONFUSE OUR DOGS

<https://www.whole-dog-journal.com/>

So often in training, when a dog doesn't perform the desired behaviour in response to the given cue, we blame the dog. I often hear, "He's blowing me off!" or "She's being stubborn!" In reality, the handler just didn't make it clear enough for the dog to fully understand what the person was trying to teach. Here are ways we confuse our dogs:



**DON'T EXPECT YOUR DOG TO AUTOMATICALLY KNOW OUR LANGUAGE.** Dogs don't come with an English software package installed. We must patiently teach them our language, one cue at a time.

**NOT TAKING THE TIME TO DEFINE THE CUE'S GOAL BEHAVIOIR.** Have in mind the specific definition of what you expect. I suggest you create a cue dictionary. Write down every cue you currently use, then define the goal behaviour for each cue. Do you want a straight sit with square hips or a sidesaddle sit? A speedy down or a slow down? Defining your cues and the goal behaviour for each in writing will help you be clear in your own mind about what you expect, and that will make it more clear for your dog.

**AVOID ADDING CUES TOO EARLY.** It's important to teach your dog the behaviour and make sure she can perform it reliably before adding the cue.

**DON'T USE TWO CUES SIMULTANEOUSLY.** For example, a verbal cue and a body cue (hand signal): Dogs are keen observers. They pick up on our body language before they pick up on our words. If you use a verbal cue, but also a body movement with it (such as the word "sit" and then the hand signal for "sit"), I'd bet that if you said the word and didn't use the body movement, the dog probably wouldn't understand what you meant and might not give you the behaviour you expect.

**POOR REINFORCEMENT.** Don't fail to reinforce the newly learned behaviour enough for it to become fluent. Some dogs catch on very quickly; others more slowly, but they all can learn if we're patient and reinforce the desired behaviour appropriately.

**DON'T CHOOSE CUES THAT LOOKS SIMILAR OR SOUND SIMILAR.** Choosing the verbal cues such as Down and Bow for two different behaviours can be confusing for your dog. Instead of Bow, I suggest Bravo or TaDa!

There are other reasons a dog doesn't respond to a cue: the dog didn't see or hear the cue; the dog didn't recognize the cue because it's too similar to another cue; the dog was distracted by the environment (another dog, person, squirrel); the dog felt unsafe.

So, repeat : "Don't blame the dog." Take a look at your training techniques and find a way to tweak the process so you can help your dog be successful. When your dog is successful, she earns reinforcement and that behaviour you worked diligently to install and put on cue works perfectly. The result is clear communication with your favourite furry friend. Happy dog. Happy trainer!

# PARVOVIRUS

<https://blog.animalemergencyservice.com.au/parvovirus-and-dogs>

Parvovirus is a highly infectious virus, that even the mention of the name rattles most pet owners. The last thing any new puppy parent wants to hear is their furry friend has parvovirus. An extremely contagious and potentially deadly disease, it is unfortunately all too common. Here's everything you need to know about this life-threatening disease, including what it is, the symptoms and how to prevent it in your pup.

## What is canine parvovirus?

Canine parvovirus, otherwise known as parvo, is still considered a new disease. It emerged in Europe in 1976, and by 1978 it had spread worldwide. Parvo is a highly contagious viral infection that primarily attacks tissues with rapidly dividing cells in dogs. It isn't just found in dogs, it is now known to infect wild animals like wolves, foxes and raccoons.

It can take one of two forms, cardiovascular or a gastrointestinal form. In its more common gastrointestinal form, it attacks the building blocks of the intestinal tract, leading to almost a complete loss of nutrient or liquid absorption. It also attacks the bone marrow which means not enough white blood cells are able to be produced to fight off infections, increasing the risk of anemia and sepsis. Less common is the cardiovascular form which attacks the heart muscles. Those who survive are often left with lifelong cardiac problems.

Parvovirus is typically thought of as a puppy illness. Puppies between six weeks to six months old, especially those unvaccinated, are highly



susceptible to contracting the virus. Puppies under six weeks of age are protected from the virus as they retain some of the antibodies from

their mother's milk. However, older dogs are able to contract the disease.

## How do dogs contract parvovirus?

Parvovirus is transmitted either by direct contact with an infected dog, or indirectly, and most commonly, through faecal matter from an infected dog contaminating the environment. As it is passed through faeces it makes it hard to prevent your pet from coming in contact with it. This is especially so when going on walks where they are able to sniff other dog's matter, accidentally walk through it, or even from walking on ground that was previously contaminated.

Extremely resilient, parvovirus can survive in the environment for up to nine years, including the ground and soil. It can also withstand most household cleaning products (bleach is an exception), heat, cold and humidity, all of which makes the spread of the virus is hard to control. This means it's easily transferred to your pooches paws and to your shoes, which can then be tracked into new locations and even transferred to bedding, clothing, food bowls, and carpets.

## What are the symptoms?

If your dog contracts parvovirus, signs will start appearing within three to seven days after they were exposed. Symptoms usually begin with:

- High fever
- Lethargy or weakness
- Loss of appetite

Symptoms soon become more severe to include:

- Severe vomiting
- Blood in faeces and/or diarrhoea
- Severe dehydration
- Shock

If not treated, symptoms become fatal within 48-72 hours after they first present.

## How is parvovirus treated?

If your dog is showing any of the above signs or symptoms, or if you even suspect your dog has parvovirus, visit your vet immediately. Diagnosing parvovirus can be difficult as it can mimic other diseases. However, your vet can run a quick test to determine whether your pup has contracted the virus. There is no cure for parvovirus. Instead, intensive treatment is required to assist the body in fight off the disease.



This treatment will vary depending on the severity of symptoms. However, in nearly all cases, it will require intensive hospital care for up to a week. This care involves blood tests to assess the white blood cell count, red blood cell count and electrolyte status. They are given specially targeted IV fluids therapy, glucose and electrolyte supplementation, multiple anti-nausea medications and antibiotics to prevent secondary infections in a weakened immune system.

Many patients often require feeding tube placement and a specialised feeding plan. Additional medications may be required to treat other concurrent faecal parasite infections as well. Some pets may even require red blood cell or plasma transfusions. Care in an isolation ward is provided to avoid spreading the virus to other animals which also requires the veterinary and nursing teams to wear full personal protective equipment.

If left untreated, mortality rates are high. Despite intensive nursing care, 1 in 10 patients will pass away. We cannot stress enough - this is a deadly disease requiring commitment and extensive hospitalisation time. This level of veterinary care is costly due to the amount of medications, intensive care and isolation ward use. The cost varies for treatment depending on the severity of the patient, white blood cell count, and time in hospital. Due to the seriousness of the disease and low survival rate, as well as costs, many owners chose not to treat their pet and instead elect for euthanasia.

Parvovirus is also not covered by some pet insurance companies as it is seen to be a preventable disease. If treatment is received quickly, particularly before the onset of gastrointestinal signs, and if the pet has a high white blood cell count, the dog has more of a chance of recovery and may possibly even retain immunity from the strain that infected them.

### **How to prevent your dog from contracting parvovirus**

Prevention is always better than a cure. The safest and most effective, not to mention inexpensive, prevention method against parvovirus are vaccinations. As soon as puppies are old enough they should be vaccinated, and have all three vaccinations and kept isolated from other dogs until 16 weeks of age, including being kept away from other dogs until two weeks after their final vaccination. It is important to ensure even after their puppy shots, booster vaccinations

are kept up to date in order to protect them from this deadly illness.



**You can further prevent your pet from contracting parvovirus by reducing exposure. This includes:**

- Do not allow your new puppy to leave your house until all vaccinations have been given
- If you are in a rental property with an unknown yard status, use fake grass or buy a patch of grass for training purposes
- Avoid high risk areas, such as dog parks and boarding kennels until they have had all their vaccinations
- Keep your puppy or dog away from dogs who haven't been vaccinated
- Always collect and dispose of your dog's waste
- Decontaminate any surfaces, such as bedding, toys and bowls, that may have been exposed to the virus. Bleach is the most effective in killing the virus, but always speak to your vet about the best cleaning methods.
- You won't be able to decontaminate your lawn and garden, but rain and watering will dilute the concentration of the virus over time
- If your dog has been exposed to the virus, isolate them until your vet tells you otherwise

If you believe your pet has parvovirus, contact your local vet immediately.

*There have been increasing cases of Parvovirus in Townsville over the last few weeks. It is a dreadful virus that at best makes your pup or unvaccinated dog very, very sick or at worse, death. It is easily managed through vaccination, so ensure your four-legged friends are up to date with their jabs.*

*The above article is for general information only. Always consult your vet if you have any concerns with your dog's health.*



## TIPS ON HOW TO SURVIVE SUMMER WITH DOGS

<https://www.australiandoglover.com/2020/11/6-tips-on-how-to-survive-summer-with.html>

### Essential summer survival guide for our four-legged friends

Whether you're going on a road trip or basking in the Australian sun from the comfort of your own home, no matter where pet owners spend their summer, they must **consider the safety of their pet as temperatures rise.**

More than a quarter of Aussie pet owners take their pets on holidays or road trips, and with our pet-friendly beaches and activities this country has to offer, summer is the perfect time to explore your local surrounds and enjoy time in the great outdoors with your pet.



#### 1) Provide plenty of water and shade



Warm weather combined with a limited supply of water or shade can lead to your pet suffering from severe heat stress and dehydration. **Keeping your pet comfortable on a hot day**, whether you are at home or not, is your responsibility as a pet owner.

The most common signs of dehydration include loss of skin elasticity, acting flat or lethargic, sunken eyes, excessive panting or even collapse. If you notice any of these signs, take them to your local vet immediately for an examination.

#### 2) Never leave your pet in the car

Even if it's just for a 'quick' trip to the shops, **you must NEVER leave your pet unattended in a car**, especially during the warmer months. The temperature inside a car can take as little as one to two minutes to rise from air-conditioned levels to ambient, and **only seven minutes to reach 40 degrees.**



Leaving them in a hot car can result in **dehydration**, heatstroke or **even cause death.**

If you see another pet owner's dog in a car and are concerned for its safety, you can **call emergency services** and explain the situation. If the car is in a public shopping centre or supermarket car park, approach the customer service desk and advise them of the situation along with license plate details so they can make a public announcement on their PA system to alert the owner.

#### 3) Pet sunscreen

Just like humans, pets too can get sunburnt and there are certain breeds who are more susceptible to the sun and require preventatives such as **sunscreen to avoid skin cancer** or other sun induced skin diseases. It's important that owners take pet-friendly sunscreen on all daily walks or trips to the beach during summer and apply regularly to minimise the risk of their pet developing sun-related health issues.

Ensure your pet has **access to all day shade and shelter and fresh water daily** during all four seasons.



#### 4) Plan your walks

The best time to **take your dog on their daily walk is either early in the morning or late afternoon** when the temperature has dropped, unless you have access to body of water or shade that can work to keep your pet cool.

If you do walk them during the day, **walk on grassed areas and always avoid hot pavement** to ensure the heat doesn't burn your pet's paw pad. As a rule of thumb, put your hand on the pavement for seven seconds before heading outdoors with your dog. If it's too hot for your hand, then it's also too hot for your dogs' paws.

If you let your dog off the lead, remember snakes like to live around rivers and creeks. If you notice your dog come back from a run in tall grass or near a creek **looking wobbly, vomiting or just not quite right** contact your vet for further advice.

#### 5) Beach safety

Be prepared by packing essential items such as plenty of fresh water, a bowl, waste bags, sunscreen, and towels.

Keep an eye on your buddy and always be on the lookout for risks such as **snakes, fishhooks, or jellyfish**. Inquisitive dogs may get bitten, stung or ingest dangerous items.

**Make sure your dog is always within eyesight (and earshot)** so you can catch them before they touch something they shouldn't.

After a day at the beach, monitor them back home and be aware of any odd behaviour as your buddy could be dehydrated or feeling unwell from ingesting saltwater. Contact your closest vet immediately if you are concerned.

*The article above is for general information only. Always contact your vet if you have any concerns regarding your pet's health.*



# DOGGONE, IT'S SUMMER!

Please keep your pets safe this summer.

Dogs don't sweat like humans and can suffer **HEATSTROKE** far more easily.

Exercise your dog early or late in the day. All dogs, especially flat faced breeds can overheat quickly.



Provide fresh water daily. Clam shell pools and doggy ice treats/kongs/home alone toys are great fun, keeps them cool and provides mental enrichment.



Check the temperature of the ground or sand because if it's too hot to touch, then it's **TOO HOT** for their **PAWS**.



Leave dogs in a shady area, bearing in mind the movement of the sun as the day passes.



**Never** walk your dog when the temperature is over 30C (85F), their paws burn on hot pavement and hot sand.



**Never** leave your dog in a parked car on a warm day. Even on a cool day, the temperature in the car is much hotter than outside and can lead to brain damage or death!!



## SIGNS OF HEATSTROKE

Muddy pink gums (instead of bright pink), heavy panting with occasional frothing at the mouth, disorientation, increased heart rate.

**What To Do:** Remove the pet from the heat source if possible. Increase ventilation (fan) and apply cool water or a cool towel compress. Do not apply ice, this causes the blood vessels to constrict and takes the dog longer to cool down. Reapply the cool towels frequently. Offer water to your pet, but don't force it.

**Get your pet to the veterinarian quickly.**

**Dogs are not a disposable/fashion/status/breeding/profit-making accessory but a 10-15 year commitment, that will love you forever.**





## Healthy Dog Treat Recipes for Valentine's Day

<https://www.petsecure.com.au/pet-care/6-healthy-dog-treat-recipes-valentines-day/>

*Valentine's Day is a day to tell those you love the most how much they mean to you. Long being celebrated as a day of romance, it's an occasion to seek the affections of the special by offering a small gift, card or greeting. So what if your 'special' happens to be a dog?*

*Let's first start by saying who can blame you for making your dog your Valentine this year? Those cute little imploring eyes, that little wet nose, the cheeky way he looks at you when he's up to mischief – not to mention the genuine excitement you're rewarded with when walking in the door. A dog definitely is something special!*

*So, how do you spoil your dog this Valentine's Day? Everyone knows that dogs can't eat chocolate, and that a heart-shaped box of chocolates is off the table, but what about other treats? Most dogs love being spoiled with food treats, but is there such a thing as healthy treats? You betcha! Try one of these delectable homemade recipes, and treat your dog this Valentine's Day.*

### Frozen Peanut Butter and Yoghurt Hearts

*Being in the heart of February, Valentine's Day can be a warm one. What better way to cool off your dog than with these peanut butter and yoghurt hearts? All you need is a heart-shaped ice tray (Ikea sells them if you're not sure where to find one), some peanut butter and some Greek yoghurt. Heat the peanut butter to make pouring into the base of tray easier, then dollop a spoonful of yoghurt on top. Press the mix into the molds using the back of your spoon and 'settle' the hearts by dropping the tray on the countertop a few times. Freeze for four hours and voila! Your doggie treat is ready.*

### Red Velvet Pupcakes

Red Velvet cake is all the rage in recent years, and why should your pup miss out? These crimson-hued beauties are just the ticket for expressing your love this Valentine's and better yet, they're healthy!

#### Ingredients:

- ¼ cup canola oil
- 1 cup applesauce
- ½ cup beetroot puree or fresh beet juice
- 1½ cups wholewheat flour
- 2 tsp baking powder
- 1 cup low-fat cottage cheese

#### Method:

1. Preheat oven to 180c and line a six-cup muffin tin with muffin cups.
2. In a large bowl combine oil, applesauce and beet puree.
3. In a separate bowl, combine flour and baking powder. Gently fold into the beet mix.

4. Fill muffin cups with batter three-quarters full and bake for 25-30 minutes. Remove from oven and cool on a wire rack.
5. Meanwhile, puree cottage cheese in a food processor until smooth. Place in the fridge to keep cool and once pupcakes are completely cool, ice and serve.

### Heart-Shaped Beet Biscuits

These heart-shaped cookies certainly look the part and not only do they combine healthy beetroot and sweet potato, they're gluten free!

#### Ingredients:

- 1½ cups rice flour
- 1 egg
- 1 cup cooked beets, pureed
- ½ cup cooked sweet potato, pureed
- ½ cup water

#### Method:

1. Preheat oven to 180c.
2. In a large bowl, combine all ingredients to form a dough. If the dough is sticky, add more flour – if it's too dry, add more water.
3. On a lightly floured surface, roll out dough to ¼ inch thickness. Using a heart-shaped cookie cutter, shape your healthy beet biscuits.
4. Place biscuits on a lined baking tray and bake for 40 minutes. Cool on a wire rack.
5. Serve as is or ice with plain yoghurt for even more yummy goodness.

### Valentine's Liver Nibbles

So far, all our recipes have sounded quite tasty to us too, and while liver nibbles might not get us too excited, they will send your furry friend into a flurry. Nothing says "be my Valentine" better than a blender full of raw beef liver.

#### Ingredients:

- 1 lb fresh raw organic beef liver or chicken liver
- 3 eggs
- ¼ cup canola oil
- 2 cups instant oats
- 1 tbs applesauce
- 2 tbs nutritional yeast
- 3 tsp powdered kelp

#### Method:

1. Process the liver in a food processor or blender until smooth.
2. In a large bowl, beat the eggs and add the oil. Mix dry ingredients in slowly, stirring continuously until well combined. Add a little water if the batter seems dry.
3. Pour batter into a prepared loaf tin and bake at 180 C for 50 minutes.
4. Cool in the tin and then turn out onto a wire rack before refrigerating to cool completely.
5. Slice the loaf in half lengthways and then using a heart-shaped cookie cut, cut into nibbles.

## BOOK REVIEW

### EXTRAORDINARY OLD DOGS

Uplifting true tales of remarkable seniors

by **Laura Greaves**

Puppies are wonderful, but there is something truly special about an old dog. It's the grey muzzle and salt-and-pepper eyebrows; the face that says 'been there, sniffed that'. More than anything, it's the lifetime of love, laughter and licks.

Most dog lovers wish their four-legged friends could live forever, and yet senior canines are surrendered to shelters and rescue groups in heartbreakingly high numbers. But every day, all over the world, elderly dogs are doing incredible things.

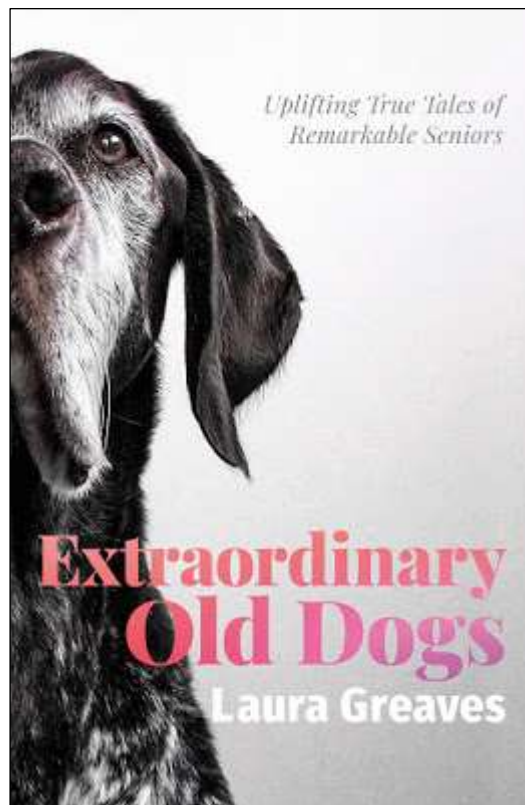
Dogs like Maya, a rescue dog who pioneered the technique used to save koalas after the Black Summer bushfires. Or Haole, who continued working as a surf therapy dog while battling cancer, and eighteen-year-old Holly, who survived for days lost in the outback. There's Chilli, who found television fame as a senior, and Chaser, the 'talking' dog who even in old age could identify over 1000 different objects.

From saving lives and breaking records to leading online movements and surviving against the odds, stately seniors are wringing every ounce of joy and adventure from their lives. In **Extraordinary Old Dogs**, meet the geriatric tail-waggers proving there's plenty of life in the old dog yet.

Paperback, 288 pages


Publisher: **Penguin Australia**, Imprint: **Michael Joseph**, 1st December 2020

RRP: **\$34.99** from all good bookstores and online retailers.



### HOW TO LOVE AND SURVIVE YOUR TEENAGE DOG

by **Barbara Hodel**



All dogs (and humans) have to go through the teenage phase to reach the stability of adulthood. Some dogs breeze through this stage with barely a glitch, but most of us will have a challenging time.

It is normal to sometimes feel despondent or disappointed because we thought we did everything right when they were puppies and now nothing seems to be working. The challenges of the teenage phase are real and can put our relationship with our dog at risk.

It does not have to be like this! This book, by qualified and accredited dog trainer **Barbara Hodel**, will help you to understand your teenage dog better and navigate these challenges, by covering:

- ✓ an understanding of the unique challenges you and your teenage dog face
- ✓ why and how your relationship matters in the training process
- ✓ the role of anthropomorphism and consideration of dog emotions and minds

- ✓ the benefits of positive reinforcement
- ✓ the importance of lifelong socialisation
- ✓ [how to keep you and your dog's sanity](#) despite some common setbacks and promoting the value of calmness.

You can – and should – enjoy your teenage dog despite the difficult behaviours they show. The reward is a happy and well-adjusted friend for life!

RRP: **\$29.00** (print) or **\$20.00** (e-book) at [goodog.com.au](http://goodog.com.au)

## CANINE OBEDIENCE CLUB OF TOWNSVILLE INC

### 2021 OBEDIENCE AND AGILITY TRIAL CALENDAR

#### ENTERING TRIALS

No paper entries accepted. Entries MUST be through K9 Entries <https://www.k9entries.com/using.php>

Entries close 14 days prior to the Trial

Total of 40 competitors per day under COVID-19 regulations

Handlers are to provide their own chairs, gazebos and hand sanitiser, and must complete the COVID Check Sheet prior to entry.

Competitors limited to a 2M square area unless they are travelling with family and friends in which case they may sit together.

It is an expectation that competitors will assist where required in the set up, changing and packing away of rings and equipment.

Vetting 2.00pm Agility for 3.00pm start. 5.00pm vetting for all other Classes

Contact Trial Secretary Judy Forbes-Faulkner for further information

Mobile 0427 725 982 | Email [judyforf@bigpond.net.au](mailto:judyforf@bigpond.net.au)

Date	Class	Judge	Start Time
<b>EASTER 2021</b>			
April 2nd	Gamblers followed by Agility	Tim Fairchild	3pm
April 2nd	Jumpers	Roel Wittkamp	3pm
April 2nd	Tricks	Maree Rablin	6pm
April 2nd	Rally	Roel Wittkamp	7pm
April 2nd	Obedience	Judy Forbes-Faulkner	7pm
April 3rd	Agility	Roel Wittkamp	3pm
April 3rd	Jumpers	Tim Fairchild	3pm
April 3rd	Tricks	Maree Rablin	6pm
April 3rd	Rally	Julie Doig	7pm
April 3rd	Obedience	Cathy O'Shea	7pm
April 4th	Agility	Tim Fairchild	3pm
April 4th	Jumpers followed by snooker	Roel Wittkamp	3pm
April 4th	Tricks	Maree Rablin	6pm
April 4th	Rally	Julie Doig	7pm
April 4th	Obedience	Cathy O'Shea	7pm
May 14th	Tricks	Barbara Murfet	6pm
May 14th	UDX followed by Rally	Barbara Murfet	7pm
May 14th	UD CDX CD and CCD	Patricia Williams	7pm
May 15th	Agility followed by Snooker	Annette Gniel	2pm
May 15th	Jumpers	Tim Fairchild	2pm
May 15th	Tricks	Barbara Murfet	6pm
May 15th	UDX followed by Rally	Barbara Murfet	7pm
May 15th	UD CDX CD and CCD	Patricia Williams	7pm
May 15th	Jumpers	Annette Gniel	6pm
May 15th	Strat Pairs followed by Agility	Tim Fairchild	6pm



Date	Class	Judge	Start Time
July 16th	Rally	Maryanne Fazekas	7pm
July 16th	Obedience	Lisa Sinclair	7pm
July 17th	Gamblers followed by Agility	Michael Cowman	2pm
July 17th	Jumpers	Tim Fairchild	2pm
July 17th	UDX	Judy Forbes-Faulkner	7pm
July 17th	UD, CDX, CD CCD	Maryanne Fazekas	7pm
July 17th	Rally after UDX	Judy Forbes-Faulkner	
July 17th	Jumpers	Michael Cowman	6pm
July 17th	Strat Pairs followed by Agility	Tim Fairchild	6pm

### COCT 50th Anniversary Trial

July 30th	Rally	Andrea Wohlhuter	7pm
July 30th	Tricks	Cynthis Fisher	6pm
July 30th	Obedience	Cynthia Fisher	7pm
July 31st	Gamblers followed by agility	Heather Northover	2pm
July 31st	Jumpers	Roel Wittkamp	2pm
July 31st	Tricks	Cynthia Fisher	6pm
July 31st	Rally	Andrea Wohlhuter	7pm
July 31st	Obedience	Lisa Sinclair	7pm
July 31st	Strat Pairs followed by agility	Roel Wittkamp	6pm
July 31st	Jumpers	Heather Northover	6pm
August 27th	Rally	Roel Wittkamp	7pm
August 27th	Obedience	Terry Griffin	7pm
August 28th	Agility	Terry Griffin	2pm
August 28th	Jumpers and snooker	Roel Wittkamp	2pm
August 28th	Rally	TBA	7pm
August 28th	Obedience	TBA	7pm
August 28th	Gamblers and Agility	Roel Wittkamp	6pm
August 28th	Jumpers	Terry Griffin	6pm
September 24th	Rally	Julie Doig	7pm
September 24th	Obedience	TBA	7pm
September 25th	Rally	Julie Doig	7pm
September 25th	Obedience	TBA	7pm

#### Why Title A Dog?

Not just a brag, not just a stepping stone to a higher title, not just an adjunct to competitive scores, a title is a tribute to the dog that bears it, a way to honor the dog, an ultimate memorial. It will remain in the record and in memory for as long as anything in this world can remain. Few humans will do as well or better in that regard.

And though the dog itself doesn't know or care that its achievements have been noted, a title says many things in the world of humans, where such things count.

A title says your dog was intelligent and adaptable, and good-natured. It says that your dog loved you enough to do things that please you, however crazy they may have sometimes seemed.

And a title says that you loved your dog, that you loved to spend time with it because it was a good dog, that you believed in it enough to give it yet another chance when it failed, and that, in the end, your faith was justified.

-Sandra Mowery

## CANINE OBEDIENCE CLUB OF TOWNSVILLE INC 2021 TRACK and SEARCH AND TRACKING TRIAL CALENDAR

**COST : \$20 per entry (NO breakfast for Track & Search)**

**Entries close 14 days prior to the trial**

**NO LATE ENTRIES ACCEPTED**

Contact Tracking Co-Ordinator Janette Cussons for further information

Mobile 0417 614 261 | Email [jcussons2@bigpond.com](mailto:jcussons2@bigpond.com)

**All entries must be emailed to Janette Cussons above and be on the NQ Supplementary Entry Form**

### NOTES FOR COMPETITORS



- 🐾 Fields restricted to 8 per trial
- 🐾 Handlers restricted to no more than 1 entry in a trial unless less than 8 entries
- 🐾 Ballot to be held if more than 8 entries per day
- 🐾 Entry fees refunded to balloted dogs

**All trials – vetting 5.30 am, start 6:00 am**

Date	Trial	Judge	Location
Sat March 20	Track & Search	Roel Wittkamp and Debbie Schmidt	Annandale and Aitkenvale
Sun March 21	Track & Search	Roel Wittkamp and Debbie Schmidt	Annandale and Aitkenvale
Meeting Venue to be advised			
Sat April 10	Track & Search	Roel Wittkamp and Debbie Schmidt	Annandale and Aitkenvale
Track & Search Meeting Venue to be advised			
Sun April 11	Tracking	Roel Wittkamp and Debbie Schmidt	Alice River
Sat May 8	Track & Search	Heidi Christoffel / Debbie Schmidt	Annandale and Aitkenvale
Sun May 9	Tracking	Janette Cussons / Debbie Schmidt	Alice River
Sat June 12	Track & Search	Annette Dobson / Debbie Schmidt	Annandale and Aitkenvale
Sun June 13	Tracking	Annette Dobson / Janette Cussons	Alice River
Sat July 9	Track & Search	Coral Pethers and Deb Lamprecht	Annandale and Aitkenvale
Sun July 10	Tracking	Coral Pethers and Deb Lamprecht	Alice River



## BACK PAGE FUNNIES





# HAPPY VALENTINE'S DAY!

**A thank you to my favorite human friend  
on Valentine's Day...**

for letting me be there for you on good days and bad

for playing with me when I need  
a playmate

for taking me on fun walks  
and car rides

for feeding me every day

for treating me with kindness and  
being so happy to see me at  
the end of your day

for being my friend



# THE END